

## WASHINGTON'S CHANGING DEMOGRAPHICS

### Limited English Proficient Refugees and Immigrants Receiving Assistance

Washington State Department of Social and  
Health Services

Office of Refugee and Immigrant Assistance

---

---

---

---

---

---


---

---

## WASHINGTON STATE DEMOGRAPHICS

- State Population: 6,664,195
- King County Population: 1,916,441 (28.7%)
  - Foreign born population, WA: 10.4%
  - Foreign born population, King County: 15.4%
  - Foreign born population, US: 11.1%
- Language other than English at home, WA: 14%
- Language other than English at home, King County: 18.4%
- Language other than English at home, US: 17.9%

• Source: US Census Bureau, Quick Facts, 2009 estimate




---

---

---

---

---

---


---

---

## SOCIO-ECONOMIC CHARACTERISTICS OF FOREIGN BORN

- Minimal or Poor English Skills
  - Residents most likely to speak English poorly:
    - ✓ Central or South America (46%)
    - ✓ Former USSR (30%)
    - ✓ Asia (24%)
- Employment rates similar to total population (5.3% vs. 5.4%)
  - Unemployment highest among:
    - ✓ Africa (11.1%)
    - ✓ Middle East (7.7%)
    - ✓ Former USSR (7.7%)

• Source: Department of Social and Health Services, Research and Data Analysis, 2008 Data




---

---

---

---

---

---

---

---

## SOCIO-ECONOMIC CHARACTERISTICS OF FOREIGN BORN

### ○ Poverty Status

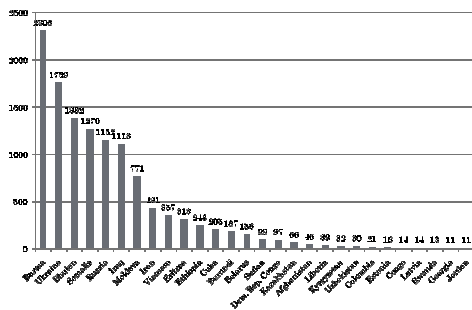
- Foreign Born residents at or below the federal poverty level (FPL = \$22,050/yr for a family of 4)
  - ✓ Africa (28%)
  - ✓ Central or South America (24%)
  - ✓ Former USSR (22%)
  - ✓ Middle East (11%)

## WASHINGTON STATE REFUGEE ARRIVALS

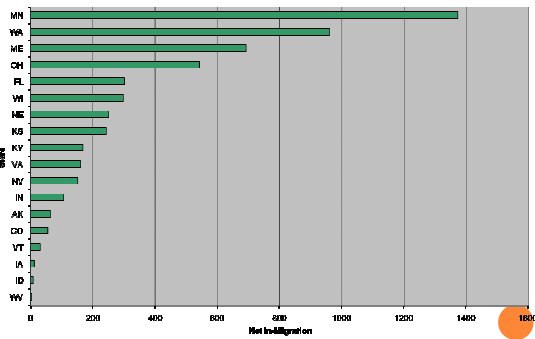
## REFUGEE ARRIVALS BY INITIAL STATE OF RESIDENCE: FFY 2009

○ California	11,274
○ Texas	8,195
○ New York	4,411
○ Arizona	4,317
○ Florida	4,193
○ Michigan	3,500
○ Georgia	3,270
○ <b>Washington</b>	<b>2,581</b>
○ Illinois	2,560
○ North Carolina	2,235

Country	Deaths
Brazil	2326
Uruguay	1780
Argentina	1388
Venezuela	1370
Mexico	1113
Iran	771
Japan	431
Thailand	357
El Salvador	316
Colombia	344
Cuba	305
Ecuador	167
Russia	136
Dominican Republic	97
China	97
Afghanistan	60
Liberia	40
Kazakhstan	39
Congo	32
Myanmar	31
Laos	16
Cambodia	14
Nigeria	13
India	11

[illegible]

State	Net-to-Kill Signatures (Approximate)
MN	1400
WA	1000
ME	700
CH	550
FL	350
WI	300
ME	250
KS	220
KY	180
VA	170
NY	160
IN	100
AK	60
CO	50
VT	20
LA	10
ID	5
WY	2



---

---

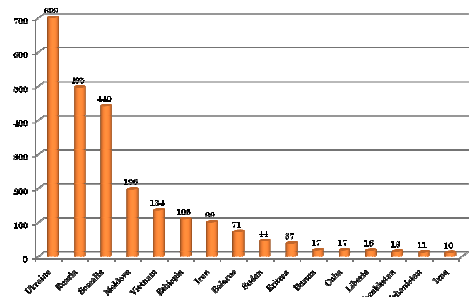
---

---

---

---

Amino Acid	Number of Occurrences
Glutamine	685
Proline	495
Aspartate	440
Asparagine	306
Tyrosine	234
Glutamate	208
Tryptophan	99
Serine	71
Alanine	44
Glycine	37
Valine	37
Leucine	37
Isoleucine	26
Threonine	23
Lysine	13
Methionine	10
Toluene	10



---

---

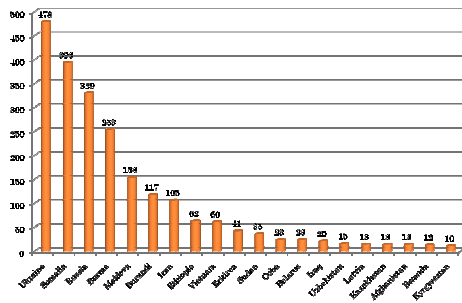
---

---

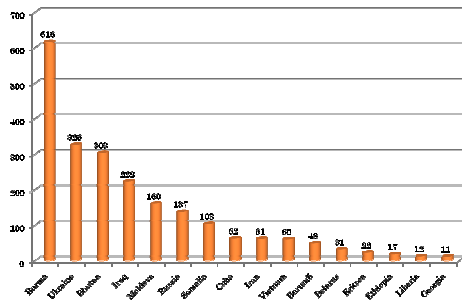
---

---

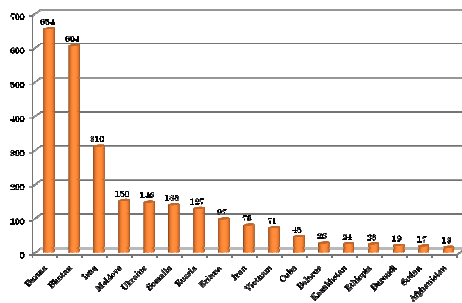
## REFUGEE ARRIVALS FFY 2007



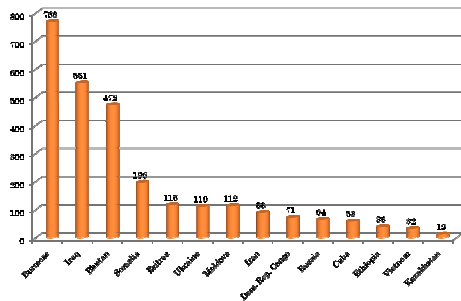
## REFUGEE ARRIVALS FFY 2008



## REFUGEE ARRIVALS FFY 2009



## REFUGEE ARRIVALS FFY 2010 (YTD)

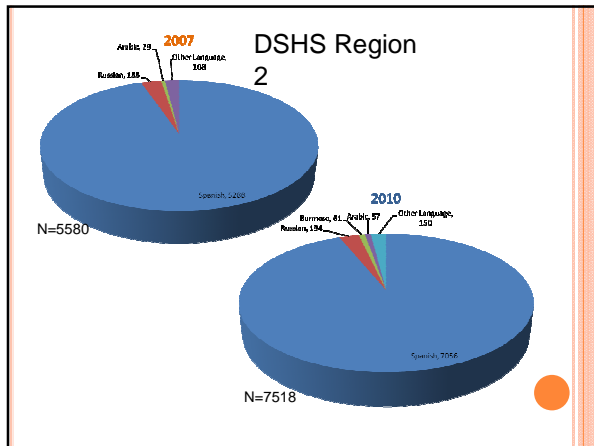


## LIMITED ENGLISH PROFICIENT (LEP) CASELOADS BY LANGUAGE SPOKEN

## LEP CASELOADS

- Data from March 2007 & March 2010 “Snapshot”
  - Washington Basic Food
  - Cash Assistance
    - ✓ Temporary Assistance for Needy Families
    - ✓ SSI
    - ✓ Refugee Cash Assistance
    - ✓ Disability Lifeline Services (formerly General Assistance)
  - Medical Coverage
    - ✓ Medicaid
    - ✓ Refugee Medical Assistance (RMA)
- Letters and Notices are sent in the client’s target language






---

---

---

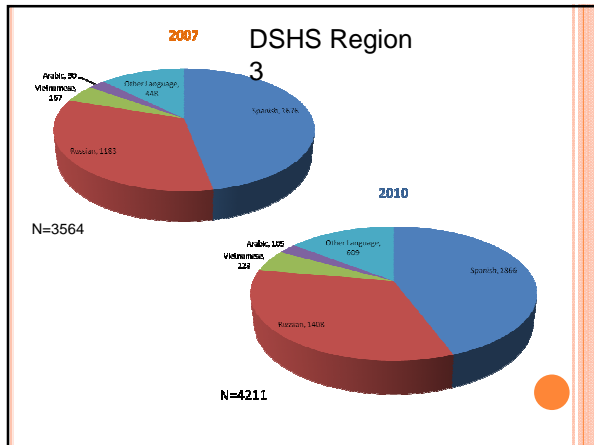
---

---

---

---

---




---

---

---

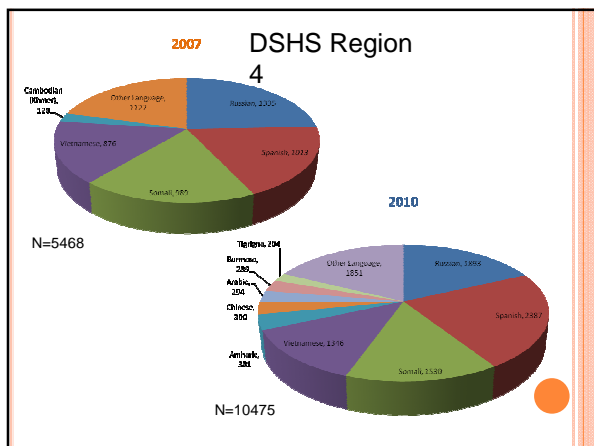
---

---

---

---

---




---

---

---

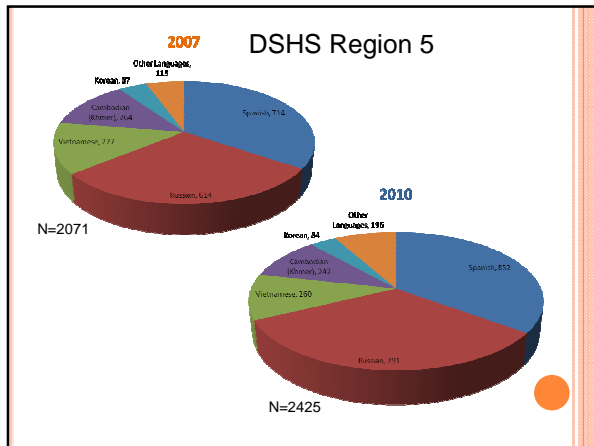
---

---

---

---

---




---

---

---

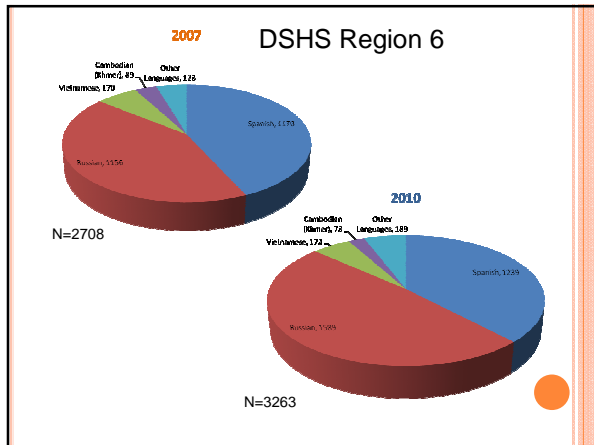
---

---

---

---

---




---

---

---

---

---

---

---

---